



# 50 Years & beyond

Excellence, Resilience, Growth

# Disclaimer

No representation or warranty, express or implied, is made as to, and no reliance should be placed on, the fairness, accuracy, completeness or correctness of the information or opinions contained in this presentation. Such information and opinions are in all events not current after the date of this presentation. Certain statements made in this presentation may not be based on historical information or facts and may be "forward looking statements" based on the currently held beliefs and assumptions of the management of **BCL Industries Limited**, which are expressed in good faith and in their opinion reasonable, including those relating to the Company's general business plans and strategy, its future financial condition and growth prospects and future developments in its industry and its competitive and regulatory environment.

Forward - looking statements involve known and unknown risks, uncertainties and other factors, which may cause the actual results, financial condition, performance or achievements of the Company or industry results to differ materially from the results, financial condition, performance or achievements expressed or implied by such forward-looking statements, including future changes or developments in the Company's business, its competitive environment and political, economic, legal and social conditions.

Further, past performance is not necessarily indicative of future results. Given these risks, uncertainties and other factors, viewers of this presentation are cautioned not to place undue reliance on these forward-looking statements. The Company disclaims any obligation to update these forward-looking statements to reflect future events or developments.

This presentation is for general information purposes only, without regard to any specific objectives, financial situations or informational needs of any particular person. This presentation does not constitute an offer or invitation to purchase or subscribe for any securities in any jurisdiction, including the United States. No part of it should form the basis of or be relied upon in connection with any investment decision or any contract or commitment to purchase or subscribe for any securities. None of our securities may be offered or sold in the United States, without registration under the U.S. Securities Act of 1933, as amended, or pursuant to an exemption from registration there from.



This presentation is confidential and may not be copied or disseminated, in whole or in part, and in any manner

**ALL THE FIGURES IN THIS PRESENTATION ARE PRESENTED ON A CONSOLIDATED BASIS, INCLUDING SVAKSHA DISTILLERY LTD, IN WHICH BCL INDUSTRIES LTD HOLDS A 75% STAKE, AND GOYAL DISTILLERY PVT LTD, IN WHICH BCL HOLDS A 100% STAKE**



One of the largest agro - processing manufacturing companies in India with strong grain procurement expertise



Strong Legacy  
Entering the 50th Year of Incorporation



Prominent presence in **ENA** and **IMIL** segment



Leading grain-based Ethanol producers



As India undergoes **energy** transition, **BCL** is **strategically placed** to help reduce crude import bill



Business model supports GOIs policy for promoting **indigenous grains** and **farmers**

## Business Divisions



Distillery



Maize oil Extraction & Refinery



Real Estate

**19%\***

Revenue CAGR  
(FY21-25)

**31%\***

EBITDA CAGR  
(FY21-25)

**7%**

EBITDA Margin  
(FY25)

**16%**

ROCE  
(FY25)

**0.61x**

Net Debt / Equity  
(FY25)

**6.9x**

Interest Coverage  
(FY25)

\*Excluding Other Income



## Strong Foundation

### Entering 50th Year of Incorporation :

Incorporated on 3rd February 1975, BCL has become a leading grain-based ethanol producer in India.

### Energy Security Contribution :

Supporting India's economy by reducing fuel import dependence.

### Sustainable Growth :

Evolving with industry shifts while strengthening its position in green energy.

### Proven Expertise :

Built a strong reputation in ethanol & ENA manufacturing, driving long-term value.



## Promising Future

### Distillery Expansion :

Capacity set to grow from 700 KLPD to 1,100 KLPD with Haryana & Bathinda projects.

### Bio - Diesel Push :

75 KLPD biodiesel plant registered with OMCs as an approved supplier; Kharagpur unit secured consent for another 75 KLPD plant

### Pioneering Bio - CNG :

Evaluating a 20 MTPD Bio-CNG plant that will use 200 MT of paddy straw per day to mitigate stubble burning.

### Sustainability Focus :

Strengthening renewable energy portfolio, reinforcing commitment to cleaner fuels.





01

## Expertise in grain procurement

Strategically transitioning from conversion business.

Moving beyond Surplus rice - to - Ethanol.



02

## ENA & Ethanol Twin Business Driver

ENA : Difficult License; huge barrier to entry.

Ethanol : Strong Regulatory Support.

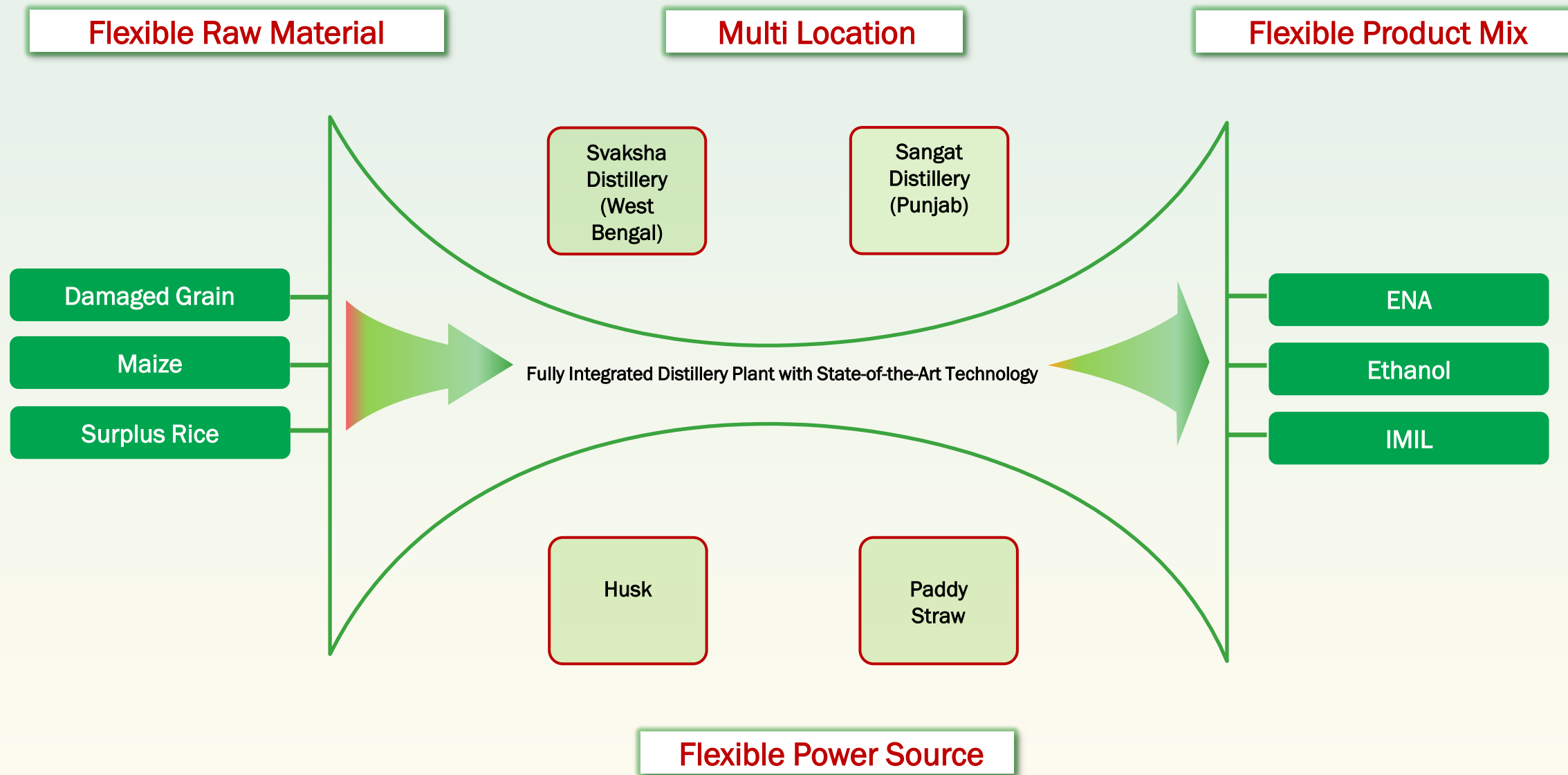


03

## Low - Cost Producer

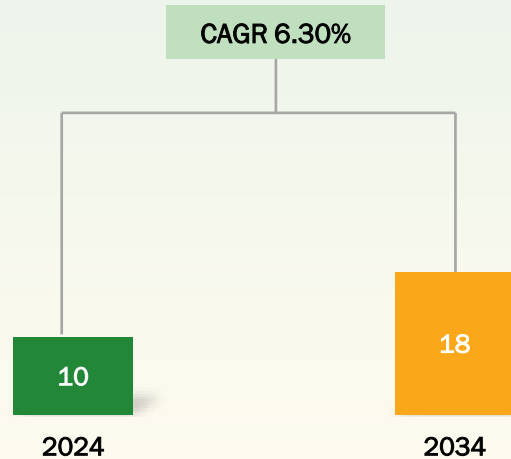
Paddy Straw Fuel : Significant Cost Saving.

Leading by example in Innovation.

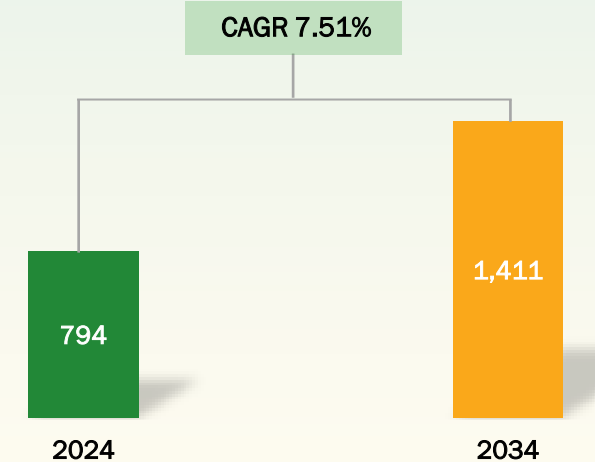




## Global ENA Market Size USD Billion



## Indian ENA Market Size USD Mn



01

ENA, with a minimum alcohol content of 96%, is a key raw material for IMIL and IMFL ;also used in cosmetics, pharmaceuticals, and personal care products in India.

02

India's alcohol beverage industry is expected to grow at a 7.7% CAGR (2025 – 2032), offering strong growth potential for ENA and bottling business.

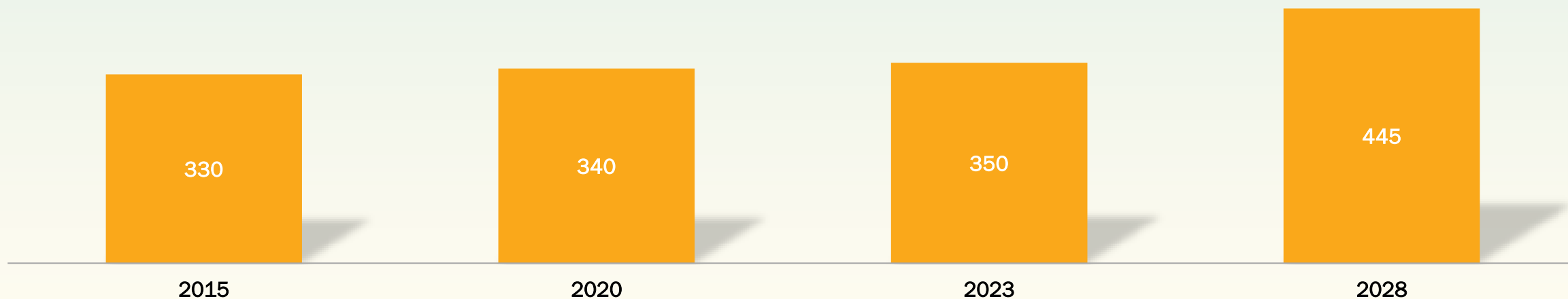
03

Increasing population, higher disposable income, and evolving lifestyles are also fuelling market growth.

04

Government policy measures, such as the exemption of ENA from GST in the alcohol industry, to play a crucial role in driving market growth.

IMIL Market (Million Cases)



State-controlled liquor policies **create significant barriers for new entrants**, favouring established industry players.



Increasing government policies and regulations emphasize the **use of specific ENA standards** in alcoholic beverage production.





Green Apple Vodka



Ranjha Saunfi



Asli Santra



Punjab Special Whisky

01


We supply ENA to large bottlers like Pernod Ricard, Amrut, ABD, Mohan Meakin and Diageo.

02

BCL sold **8,90,637** Boxes of PML in H1FY26.

03

Strong traction and growing brand value across its country liquor portfolio.



## Key Priorities :

Solidifying the presence in IMIL Business.

### Action Plan :

- Strengthening foothold in the IMIL segment
- Slated to launch **Punjab Special Whiskey** in glass bottles as a premium IMIL offering in Q3FY26.

## Key Priorities :

Foray into the IMFL segment.

### Action Plan :

- Strong IMIL presence to pave the way for entry into the **IMFL value segment within next 2 years.**
- Planning to introduce IMFL in Vodka and Whiskey Categories.

## Key Priorities :

Capacity Expansion for Future Growth.

### Action Plan :

- **150 KLPD ethanol unit** at Bathinda, to commence operations by Q4FY26.
- Acquisition of Goyal Distillery Pvt Ltd, Fatehabad, Haryana, will add an additional 250 KLPD ethanol capacity.

## Key Priorities :

Focus on green energy initiatives.

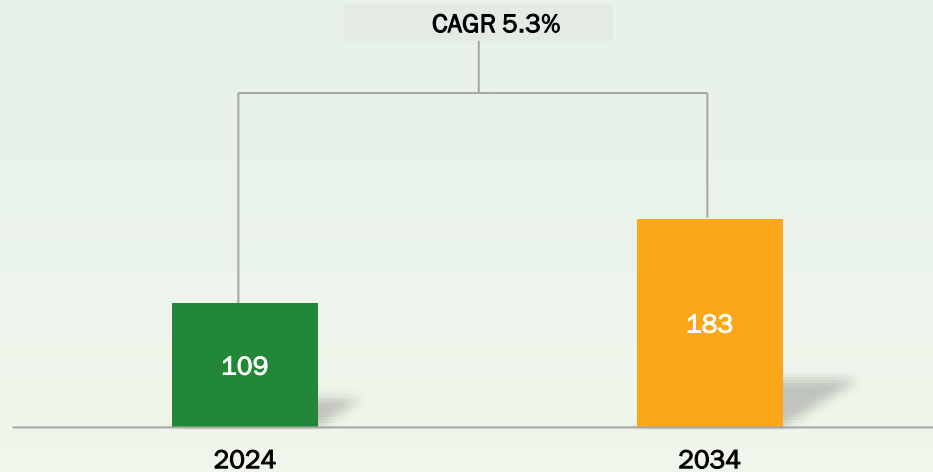
### Action Plan :

- Pioneer in using agricultural waste for fuel requirement., BCL operates a **60 TPH** paddy straw biomass boiler.
- Plans to commission another **55 TPH paddy based boiler** alongside ethanol plant in Bathinda by Q4FY26.

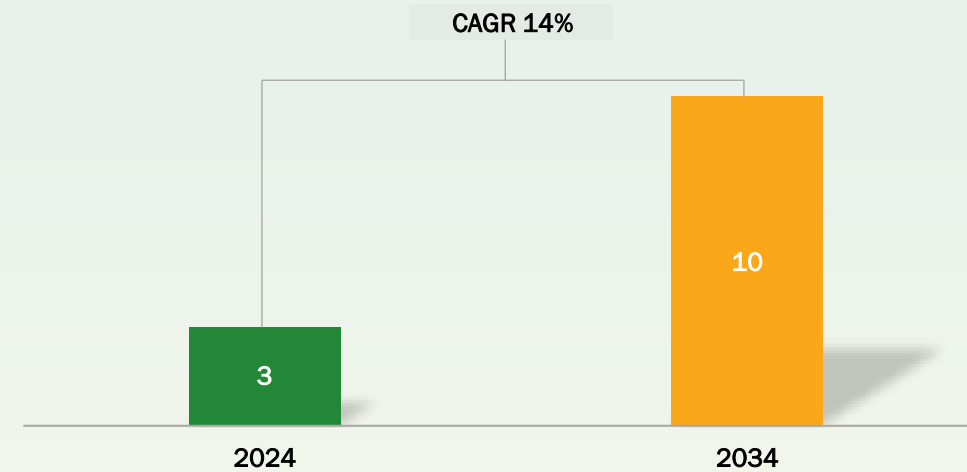


# Ethanol : Multi-Billion Dollar Opportunity and India needs to catch up

Global Ethanol Market Size USD Billion<sup>1</sup>



India Ethanol Market Size USD Billion<sup>2</sup>



01

India, Brazil, and Indonesia to collectively drive nearly two-thirds of the global growth in biofuel demand.

02

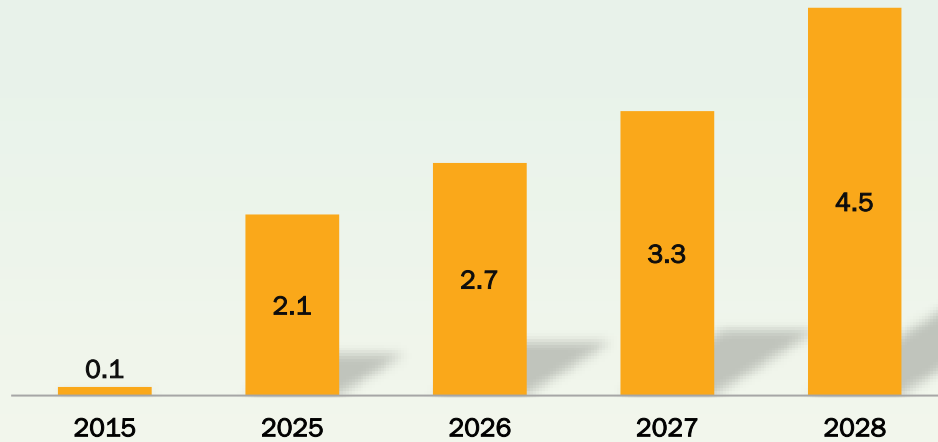
India's oil demand is set to reach 6.6 mb/d by 2045, fuelling ethanol growth simultaneously.

03

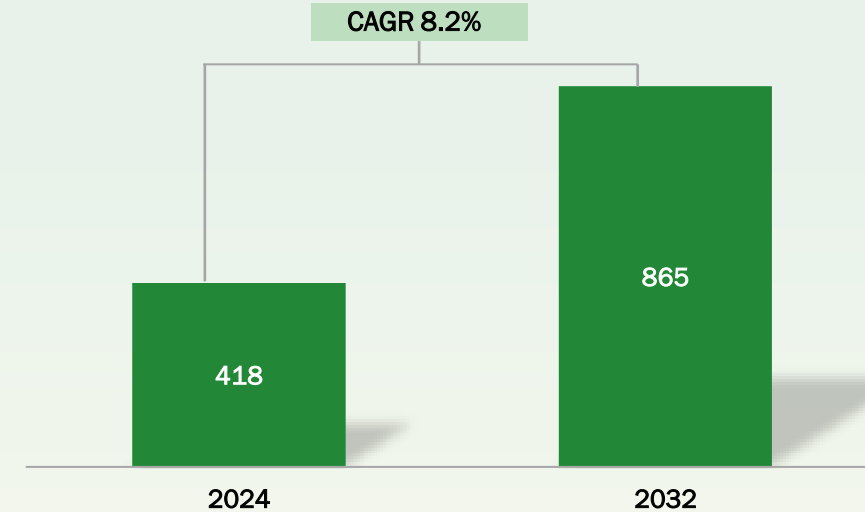
Molasses-based ethanol production could be plateauing, with sugarcane production decreased by 3% in Year 2024-25<sup>3</sup>; India's surplus grain production facilitates the potential for grain-based ethanol.



Biodiesel Consumption in India 2015-2028 (Bn Litres)<sup>1</sup>



Indian Biodiesel Market Size (USD Million)<sup>2</sup>



01

The government has set a **5% biodiesel target by 2030**, requiring about **4.5 billion litres** of biodiesel annually.

02

As of now Current Biodiesel Blending Stands at **less than 1%**.

03

## Key Drivers :

- Growing demand for sustainable and cleaner fuel.
- Increasing adoption of biodiesel in the transportation sector.
- Government initiatives focused on reducing emissions.





## Sangat Distillery

Capacity : 400 KLPD

Location : Bhatinda (Punjab)



## Svaksha Distillery

Capacity : 300 KLPD

Location : Kharagpur (West Bengal)







## Emerging Opportunities

01

BCL Industries Ltd acquired Goyal Distillery Pvt Ltd, located in Fatehabad, Haryana as a wholly owned subsidiary.



02

Goyal Distillery holds all pre requisite approvals for establishing a 250 KLPD grain-based ethanol plant.



03

Project to begin post commissioning of 150 KLPD in Bathinda.  
The expected capex for Goyal distillery ~ Rs 250 Cr.



04

Post addition, total distillery capacity will ramp up from 700 KLPD to 1,100 KLPD.



05

Positioning it as one of India's largest grain - based distilleries.



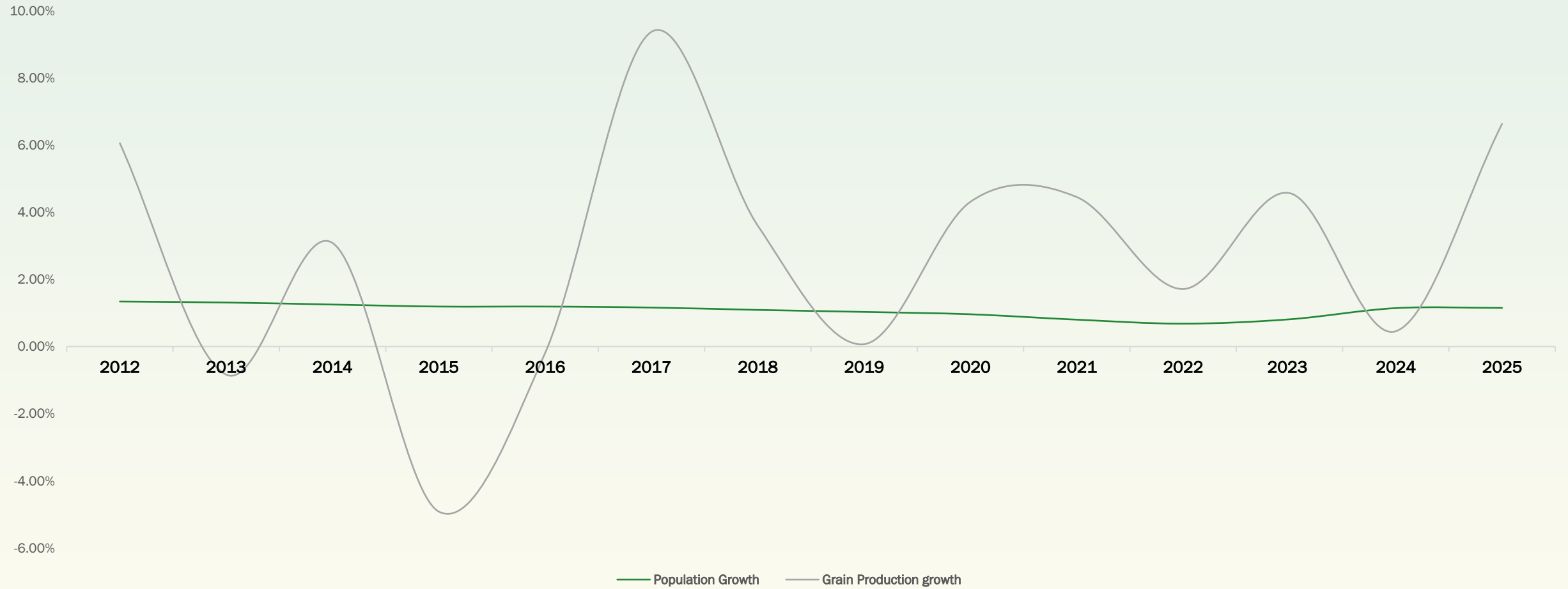
06

Evaluating to set up a 20 MTPD bio CNG plant utilizing ~ 250 MT of paddy straw per day.





# India's Grain Productivity will Surpass Population Growth



Source : [PIB](#), [Macrotrends](#), [Industry Report](#)



# Grain Based Ethanol : Compelling Rationale



## Grain vis-à-vis molasses

Land Requirement

45% Lower

Water Requirement

2.3x Lower

Feedstock

97% lower

Ethanol Yield/Ltr

5.5x Higher

### Feedstock and Land requirement for achieving E20 by 2025-26

Feedstock	Supply Target	Ethanol Yield per tonne feedstock	Feedstock Required	Land Requirement
Sugarcane	290 Cr Ltr	70 Ltr	275 MMT	0.33 Cr Hectares
Maize	480 Cr Ltr	380 Ltr	6.1 MMT	0.18 Cr Hectares
Rice	280 Cr Ltr	450 Ltr	5.5 MMT	0.20 Cr Hectares
Total	1,050 Cr Ltr			0.71 Cr Hectares

01

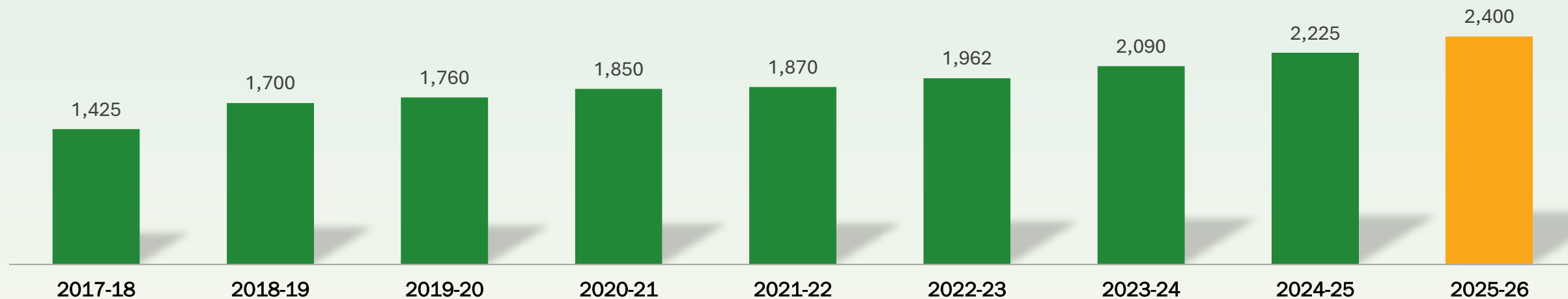
Rice and maize are both viable feedstock for ethanol production from grains.

02

Looking ahead, there will be a stronger emphasis on utilizing maize for ethanol production.



Maize MSP Price Trend (Rs/Quintal)



01

India plans to use about **156 lakh tonnes of grains**, mainly **maize**, to meet its 2025-26 ethanol production target.

02

As Price of Maize based Ethanol Increases so does the demand for Maize.

03

Globally, **maize is the primary source for ethanol** production, accounting for 73 percent of total ethanol production.

04

A maize-based distillery not only produces ethanol but also protein-rich DDGS for poultry and cattle feed, making it a valuable addition.



# BCL's Distillery Business Positioning



## Significant Events

## Price Revision

## Maize based Ethanol Yield Highest Price

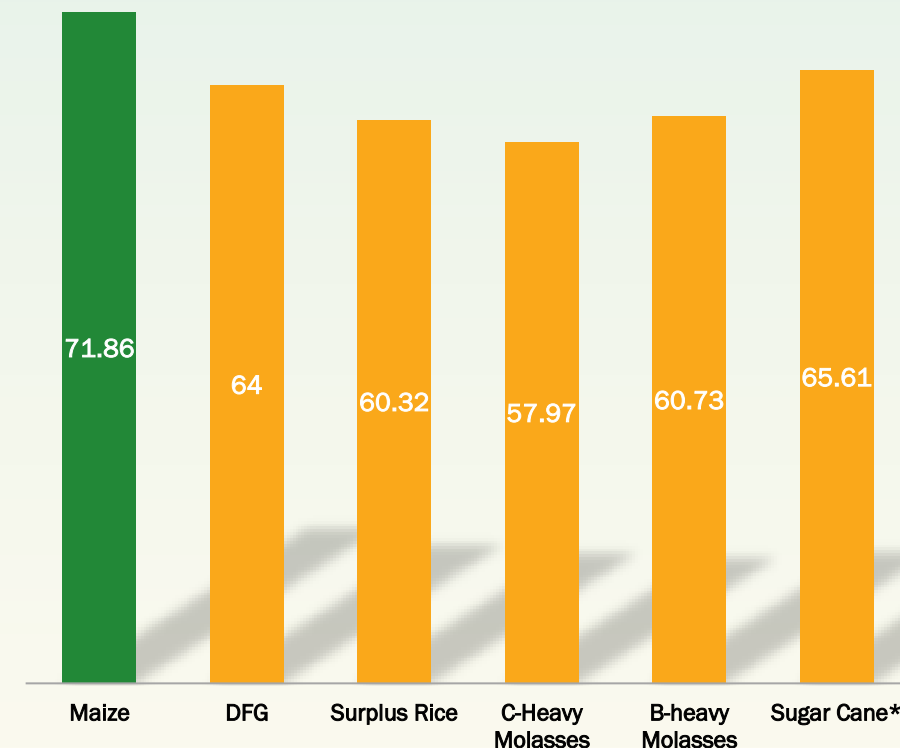
Ethanol Price Rs/Ltr for ESY 2025-26

Grain-based ethanol continues to gain ground.  
The government has allocated **40%** of grain based ethanol to produce using **FCI**

FCI rice ethanol price revised to **₹ 60.32 /L for ESY 2025-26**, reinforcing policy emphasis on surplus grain utilization.

OMCs allocate 1,048 cr litres of ethanol for **ESY 2025-26 - cycle 1**, with maize contributing 45%, followed by FCI rice 22.25%

Ethanol from maize remains highest at **₹ 71.86 /L** - unchanged since **Jan 2024** but leading all feedstocks.

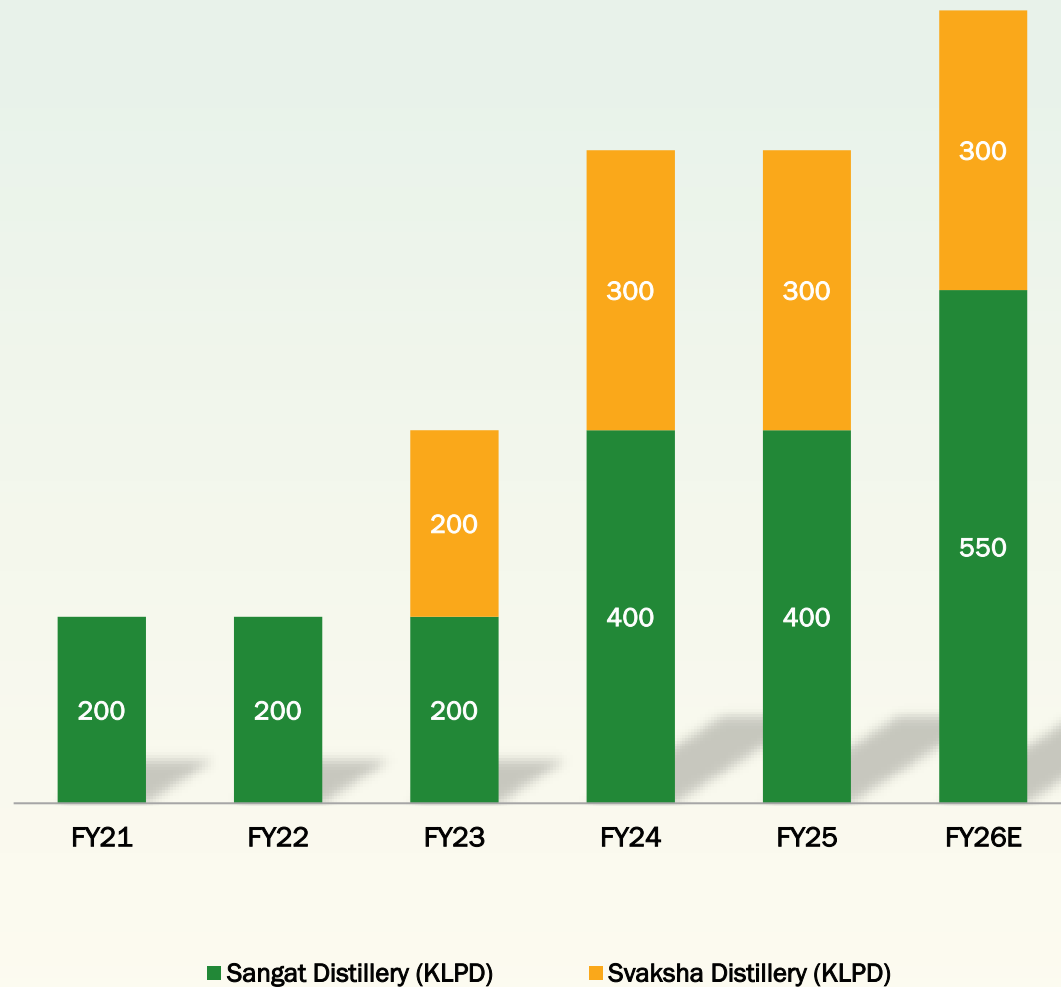


■ Maize ■ DFG ■ Surplus Rice ■ C-Heavy Molasses ■ B-heavy Molasses ■ Sugar Cane\*





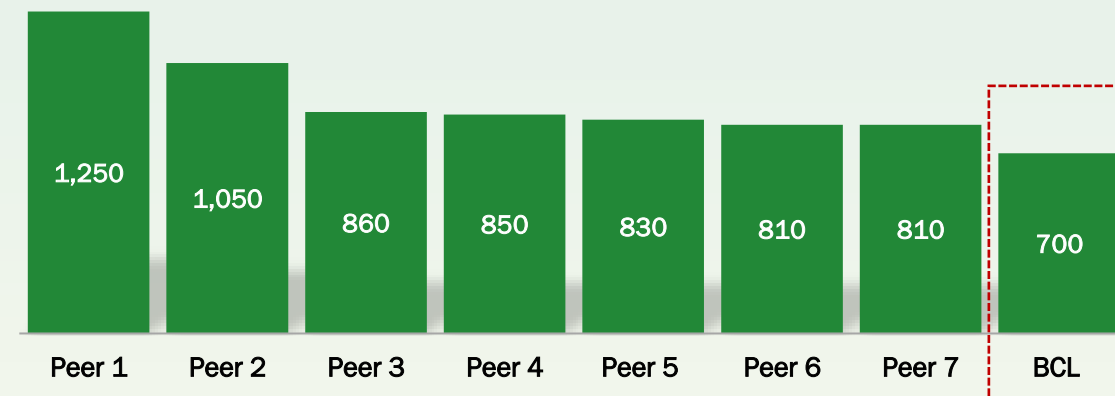
BCL's Capacity Augmentation (KLPD)



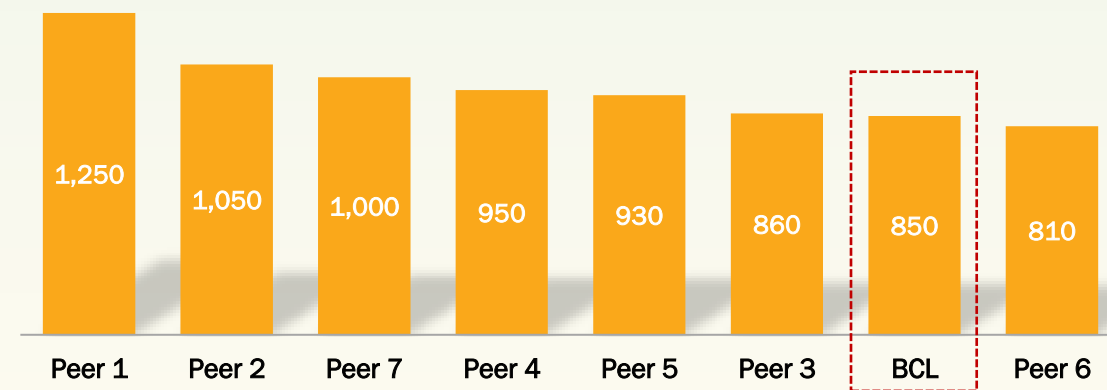
Source : Companies' Financials, Industry Report

Top 6 Players by FY26E

FY25 : Top 8 Distillery\* Players by Capacity (KLPD)



FY26E : Top 7 Distillery\* Players by Capacity (KLPD)

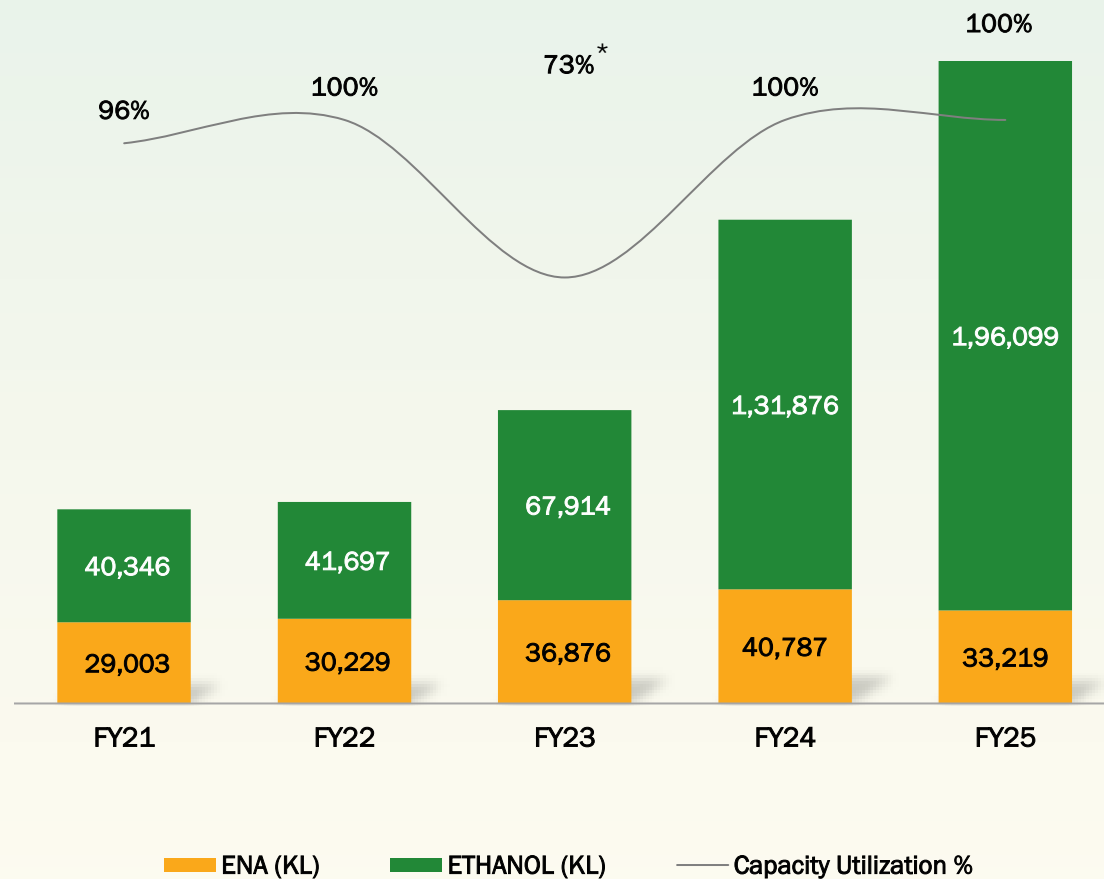


\* Includes Molasses and Grain Based Distilleries




## Asset Optimisation and Low Cost of Production Resulting in Industry Leading Profitability

### High-Capacity Utilisation

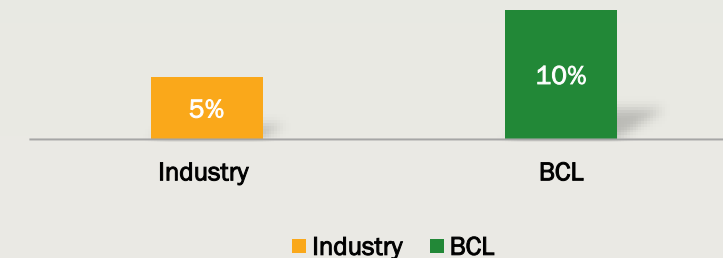


### Distillery Business EBITDA (Rs Crore)

4 Year CAGR: 39%



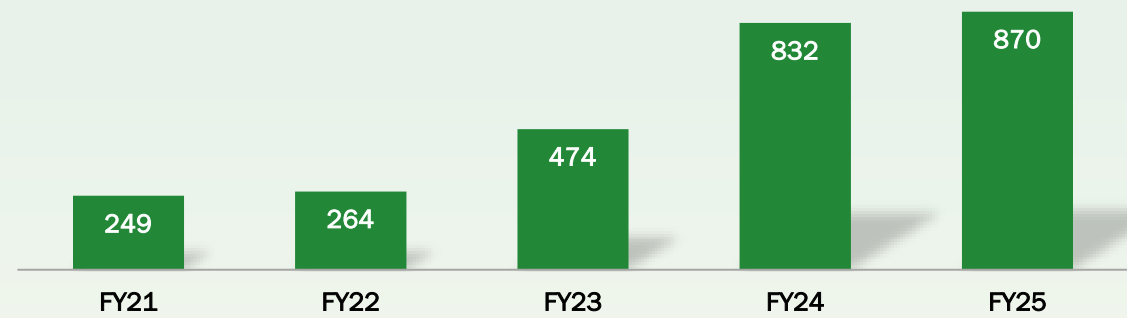
### BCL vs Industry EBITDA Margin\*\*



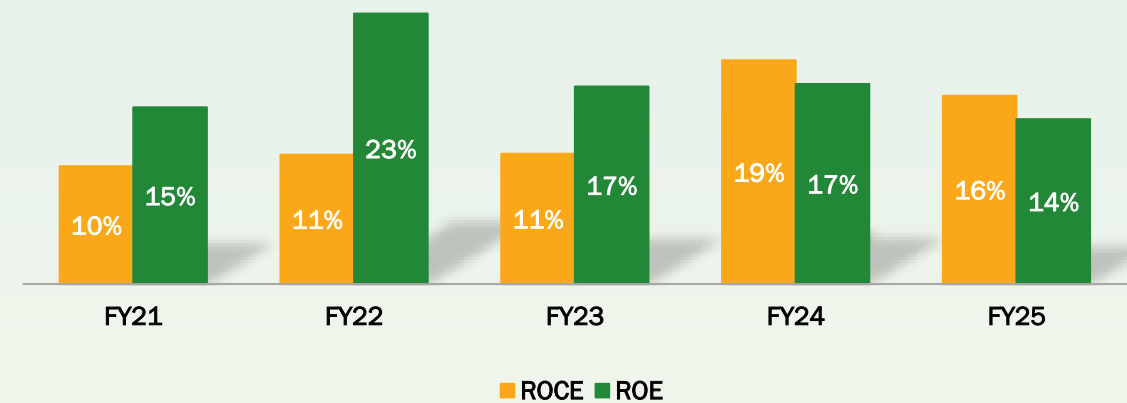
\*Expanded Capacity was available from H2FY23, \*\* FY25 EBITDA of Distillery



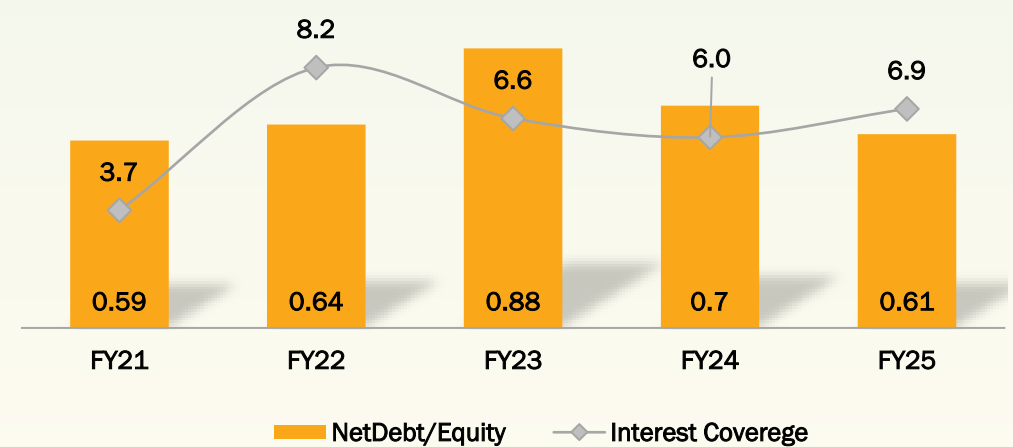
Gross Block (Rs Cr)



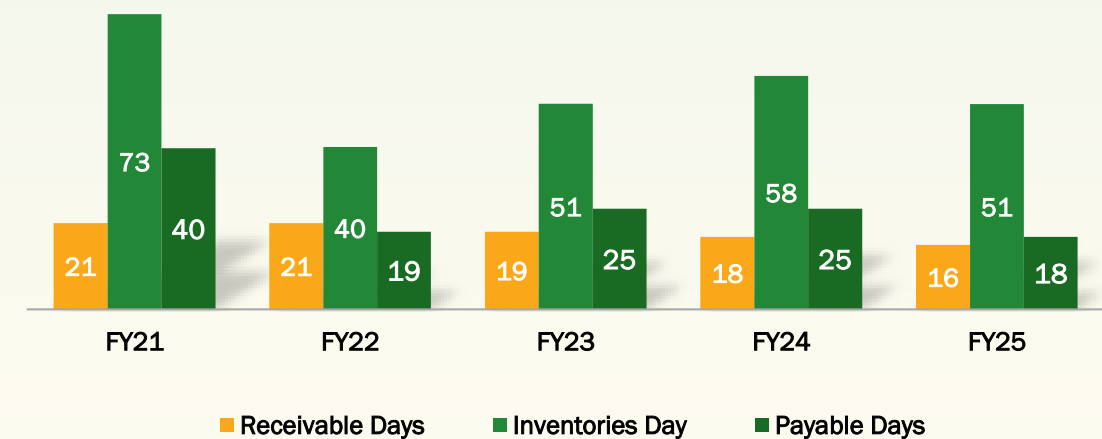
ROCE & ROE



Gross Block (Rs Cr)



ROCE & ROE





## BCL's LEGACY BRANDS



Vanaspati Ghee



Soya Bean Refined Oil



Pure Mustard Oil



Cotton Seed Refined Oil

01

### Strategic Restructuring

- Edible oil operations, including oil mill, solvent, rice mill, vanaspati, and packaged units, have been shut down as planned.
- Soft oil refining has shifted to Sangat facility alongside the biodiesel unit.
- The company is focused on liquidating remaining edible oil stock, with completion expected by H2 FY26.

02

### Revenue to be Replaced by...

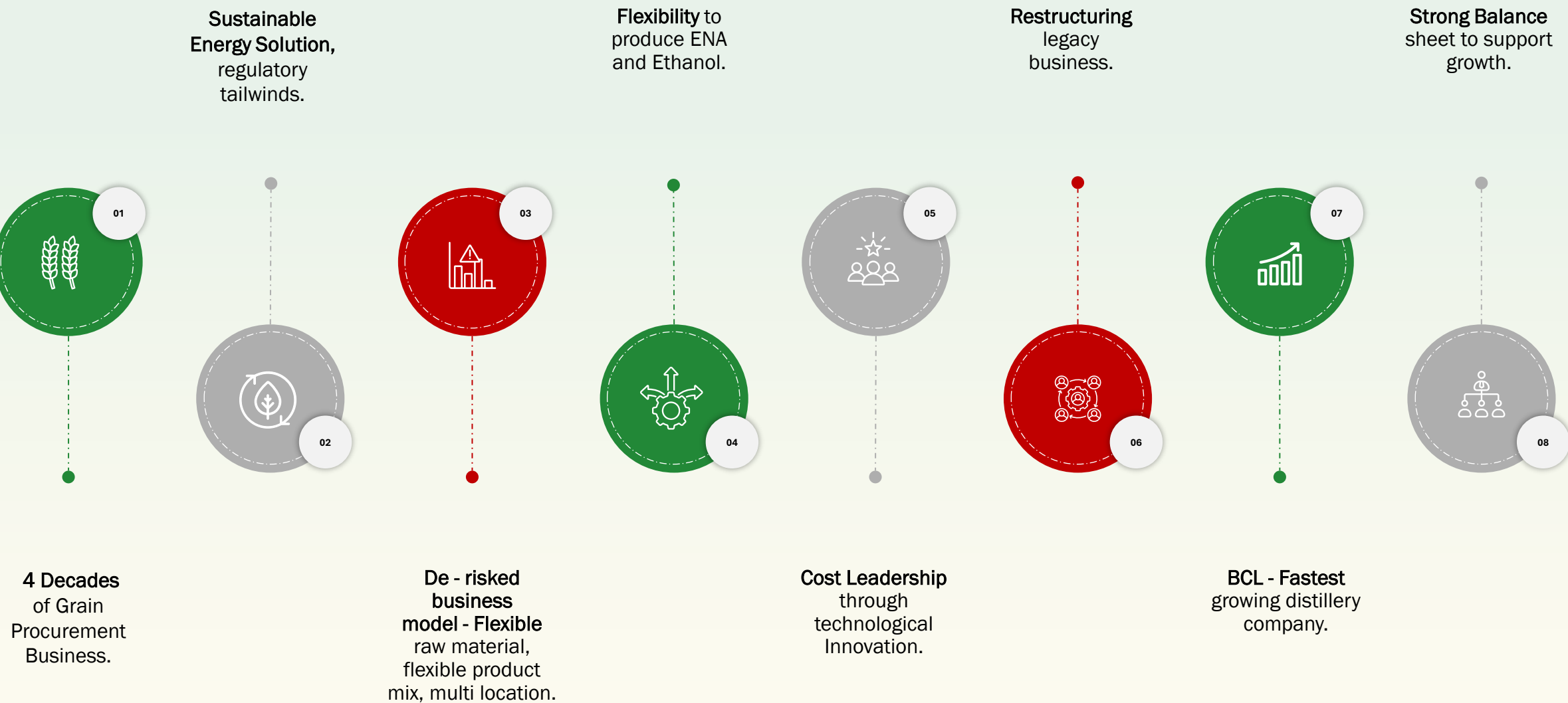
- Maize Oil Extraction unit & soft oil refining
- 150 KLPD Ethanol Plant coming up in Bathinda.
- 250 KLPD Ethanol Capacity to be added through Goyal Distillery (acquired in FY25).

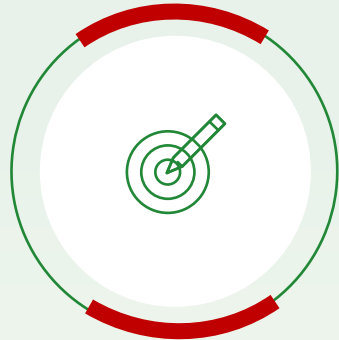
03

### Financial Impact

- EBITDA to improve driven by exit from low-margin edible oil segment and operational efficiency.







## Outlook

700 KLPD distillery operates at 100% capacity utilization

Maize oil extraction & Refinery segment is doing well and expected to continue the momentum in the second half of the FY26.



## Biodiesel Plant Commissioning

75 KLPD biodiesel plant registered with OMCs as an **approved supplier**, offering flexibility to operate between biodiesel production and soft oil refining based on commercial viability.



## Ethanol Expansion at Bathinda

The **150 KLPD Ethanol expansion at Bathinda**, is in an advanced stage of completion and is expected to be commissioned by Q4FY26.




## Exit from Edible Oil Business

Shifted from **packaged oil to soft oil refining**, continuing a part of legacy operations to keep the flexibility in production range.




Q2 & H1FY26 - November 2025



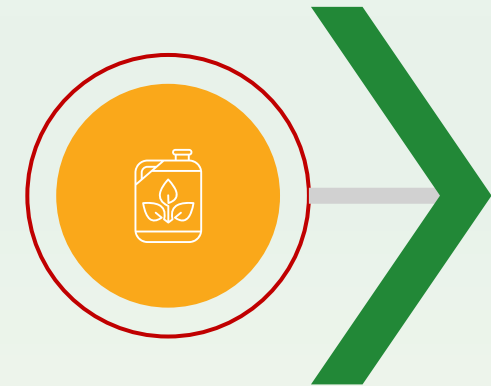
## EDIBLE OIL

- Oil mill, solvent extraction, rice mill, vanaspati, and packaged units were shut down in July 2025 as part of the planned exit.
- Liquidation of leftover edible oil stock is still ongoing and will last until the end of financial year.
- A portion of soft oil refining has shifted to the Sangat facility alongside the biodiesel unit.



## DISTILLERY

- Ethanol is being produced from maize and FCI rice, with both plants running at full capacity due to strong demand for ENA and Ethanol.
- Bottled country liquor supplies continue to rise as demand in Punjab stays strong.

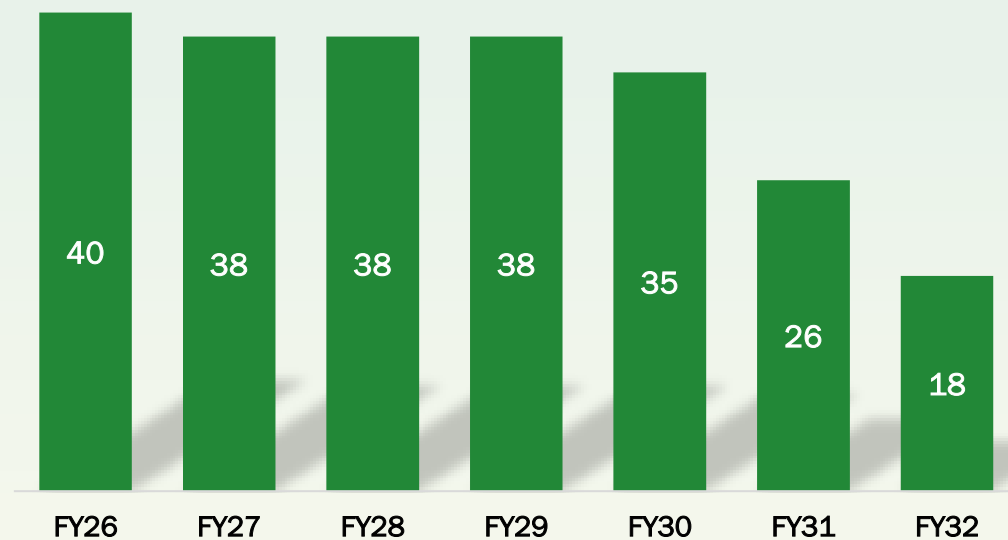


## MAIZE OIL EXTRACTION & REFINERY

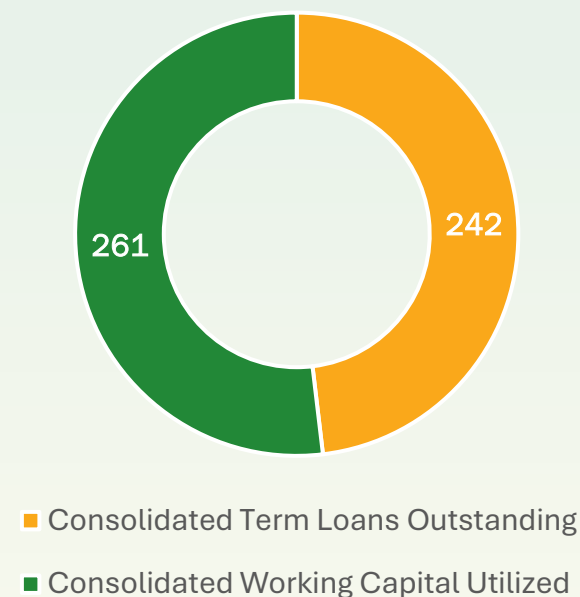
- The biodiesel unit is completed and registered with OMCs as supplier.
- The unit will enable full backward and forward integration, enhancing ethanol value addition from maize.
- Maize oil extraction unit at Bathinda was commissioned in the latter half of Q1; Svaksha unit is expected in Q3 FY26.



Term Debt Repayment Schedule (Rs Cr)



Consolidated Debt Break Up as on 30<sup>th</sup> September 2025 (Rs Cr)



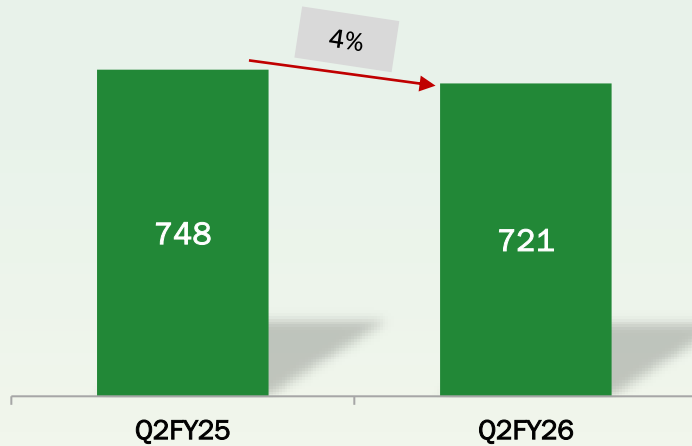
The **Average Cash Flow From Operations** for the company from FY2022-25 has been > 50 Cr



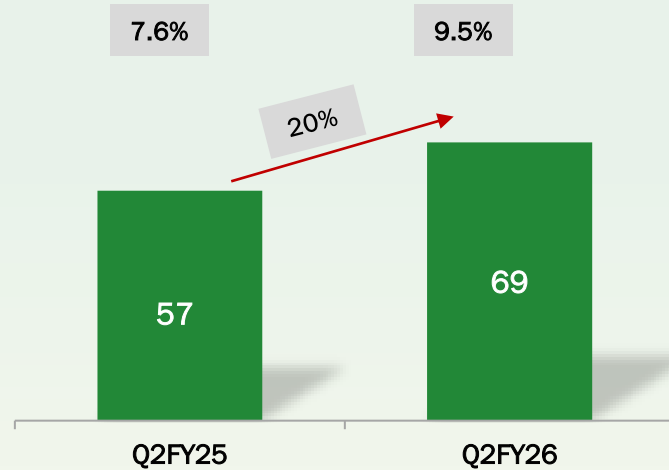
This puts BCL in a **comfortable position** to service its current and future debt obligation



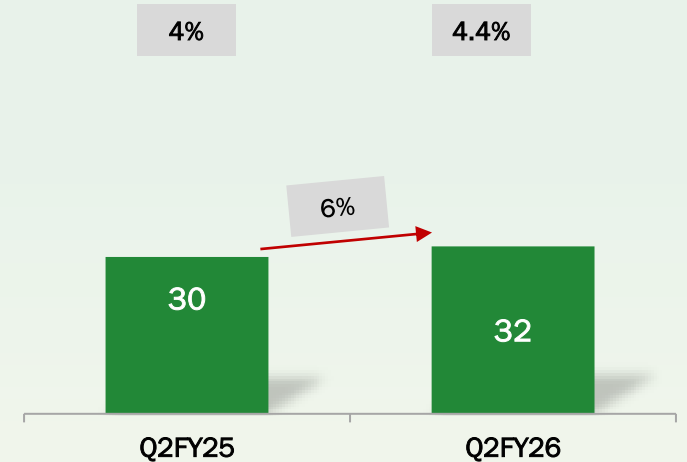
Total Revenue (Rs Cr)



EBITDA (Rs Cr) & EBITDA Margin %



PAT (Rs Cr) & PAT Margin %



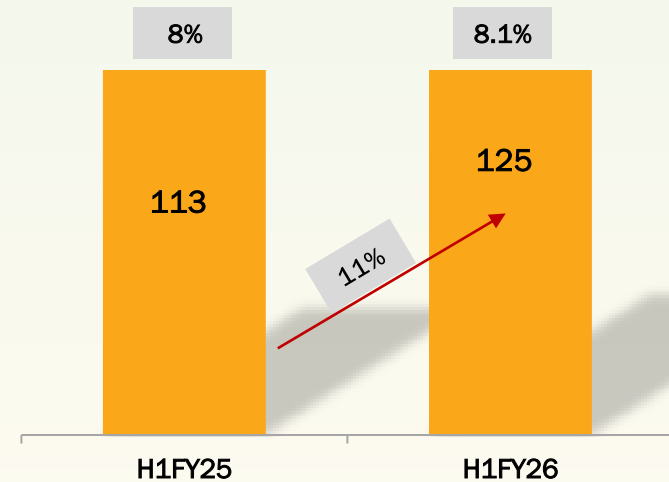
H1FY25

H1FY26

Nos are consolidated basis

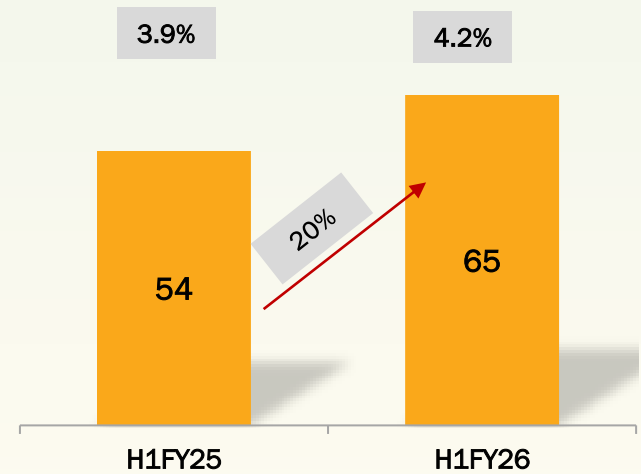
8%

8.1%



3.9%

4.2%



Particulars (Rs Cr)	Q2FY26	Q2FY25	Y-o-Y	Q1FY26	Q-o-Q
Revenue from Operations	719	746	(4)%	820	(12)%
Other Income	1	2	(36)%	3	(45)%
<b>Total Revenue</b>	<b>721</b>	<b>748</b>	<b>(4)%</b>	<b>823</b>	<b>(12)%</b>
Total Expenses	652	691	(6)%	767	(15)%
<b>EBITDA</b>	<b>69</b>	<b>57</b>	<b>20%</b>	<b>56</b>	<b>22%</b>
<b>EBITDA Margin %</b>	<b>9.5%</b>	<b>7.6%</b>	<b>190bps</b>	<b>6.8%</b>	<b>270bps</b>
Depreciation	13	11	14%	11	14%
Finance Cost	10	6	61%	7	51%
<b>Profit Before Exceptional Item and Tax</b>	<b>45</b>	<b>39</b>	<b>15%</b>	<b>38</b>	<b>19%</b>
Exceptional Items	0	-	-	-	-
<b>Profit Before Tax</b>	<b>45</b>	<b>39</b>	<b>15%</b>	<b>38</b>	<b>19%</b>
Tax	13	9		4	
<b>Profit After Tax</b>	<b>32</b>	<b>30</b>	<b>6%</b>	<b>33</b>	<b>(6)%</b>
<b>PAT Margins (%)</b>	<b>4.4%</b>	<b>4%</b>	<b>40bps</b>	<b>4.1%</b>	<b>30bps</b>
Other Comprehensive Income	0.4	0.7	-	-	-
<b>Total Comprehensive Income</b>	<b>32</b>	<b>31</b>	<b>4%</b>	<b>33</b>	<b>(5)%</b>
<b>Diluted EPS (Rs/ Share)</b>	<b>0.98</b>	<b>0.94</b>	<b>4%</b>	<b>1.04</b>	<b>(6)%</b>

Particulars (Rs Cr)	H1FY26	H1FY25	Y-o-Y
Revenue from Operations	1,540	1,405	9.6%
Other Income	4	4	0.6%
<b>Total Revenue</b>	<b>1,544</b>	<b>1,409</b>	<b>9.6%</b>
<i>Total Expenses</i>	1,419	1,296	9.5%
<b>EBITDA</b>	<b>125</b>	<b>113</b>	<b>10.5%</b>
<b>EBITDA Margin %</b>	<b>8.1%</b>	<b>8%</b>	
Depreciation	25	23	9.1%
Finance Cost	17	18	(1.3)%
<b>Profit Before Exceptional Item and Tax</b>	<b>83</b>	<b>73</b>	<b>13.8%</b>
Exceptional Items	0	0.0	-
<b>Profit Before Tax</b>	<b>83</b>	<b>73</b>	<b>13.8%</b>
Tax	18	18	(3.5)%
<b>Profit After Tax</b>	<b>65</b>	<b>54</b>	<b>19.6%</b>
<b>PAT Margins (%)</b>	<b>4.2%</b>	<b>3.9%</b>	<b>30bps</b>
Other Comprehensive Income	0	1	
<b>Total Comprehensive Income</b>	<b>65</b>	<b>55</b>	<b>18.7%</b>
<b>Diluted EPS (Rs/ Share)</b>	<b>2.02</b>	<b>1.75</b>	<b>15.4%</b>



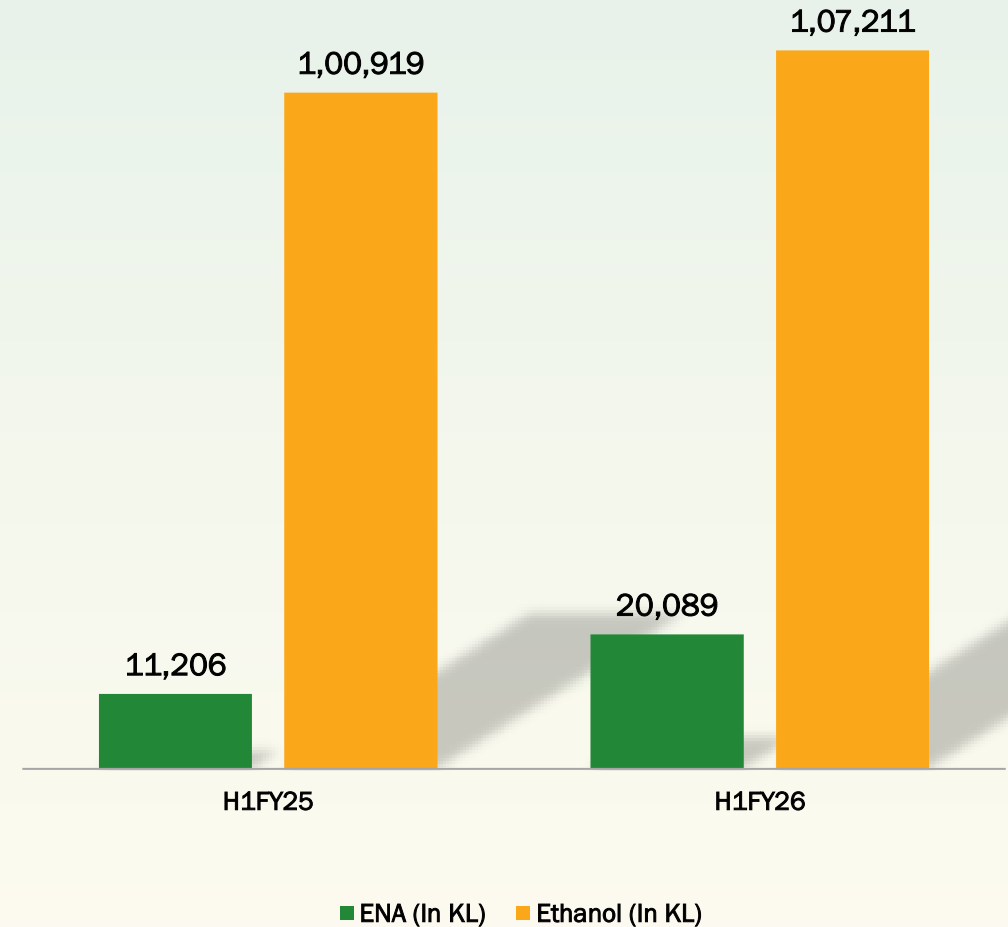
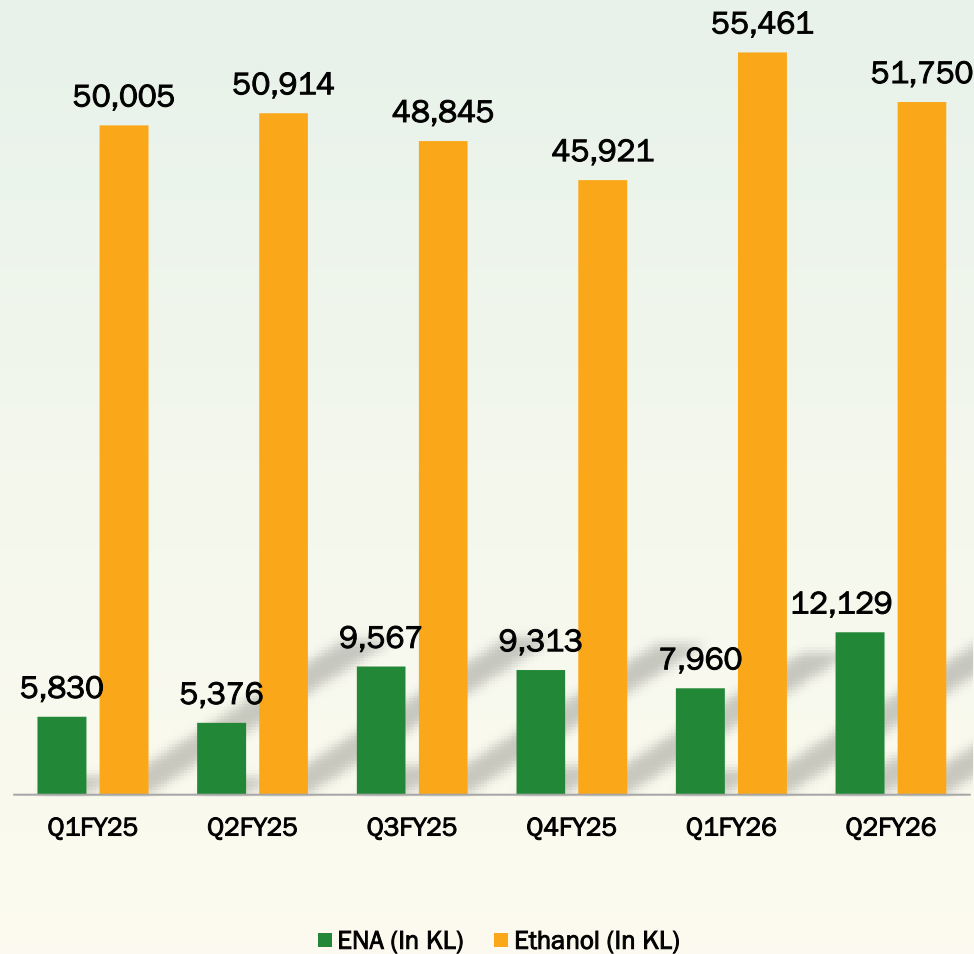
# Consolidated Balance Sheet

Particulars (Rs Cr)	H1FY26	H1FY25
<b>Assets</b>		
<b>Non-Current Assets</b>		
Plant Property and Equipment	684.7	604.7
CWIP	80.5	35.0
Right to use assets	1.0	1.0
Investment Property	19.1	20.9
Intangible Assets	2.5	0.2
Intangible Assets under development	-	0.3
<b>Financial Assets</b>		
i) Investments	42.1	10.8
ii)Other Financial Assets	5.8	5.0
Other Non-Current Assets	19.0	13.8
<b>Total Non Current Assets</b>	<b>854.6</b>	<b>691.8</b>
<b>Current Assets</b>		
Inventories	382.1	349.3
Financial Assets		
i)Investment	0.0	0.0
ii)Trade Receivables	129.8	123.9
iii)Cash and Bank Balances	142.4	18.4
ii)Other Financial Assets	25.2	18.2
Other Current Assets	148.8	149.7
Assets classified as Held for sale		
<b>Total Current Assets</b>	<b>828.3</b>	<b>659.4</b>
<b>Total Assets</b>	<b>1,683</b>	<b>1351.2</b>

Particulars (Rs Cr)	H1FY26	H1FY25
<b>Equity and Liabilities</b>		
<b>Equity</b>		
Share Capital	29.5	29.5
Other Equity	824.4	727.4
Non Controlling Interest	35.3	26.0
<b>Total Equity</b>	<b>889.2</b>	<b>782.9</b>
<b>Non-Current Liabilities</b>		
Financial Liabilities		
i) Borrowings	241.6	235.9
ii)Lease Liabilities	1.0	1.0
iii)Other Financial Liabilities	3.5	4.3
iv) Provisions	3.6	3.3
Deferred Tax Liabilities	34.4	28.8
<b>Total Non-Current Liabilities</b>	<b>284.2</b>	<b>273.4</b>
<b>Current Liabilities</b>		
Financial Liabilities		
i)Borrowings	419.6	140.2
ii)Lease Liabilities	0.01	0.0
iii)Trade Payables	70.4	127.3
iii)Other Financial Liabilities	3.9	8.7
Other Current Liabilities	13.7	15.2
Provisions	1.1	0.9
Current Tax Liabilities	0.9	2.7
<b>Total Current Liabilities</b>	<b>509.6</b>	<b>294.9</b>
<b>Total Liabilities</b>	<b>793.7</b>	<b>568.3</b>
<b>Total Equity and Liabilities</b>	<b>1,683</b>	<b>1351.2</b>



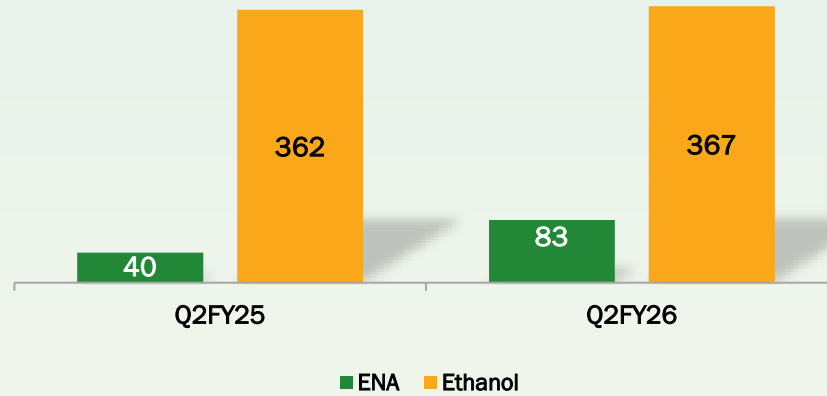
## Volume



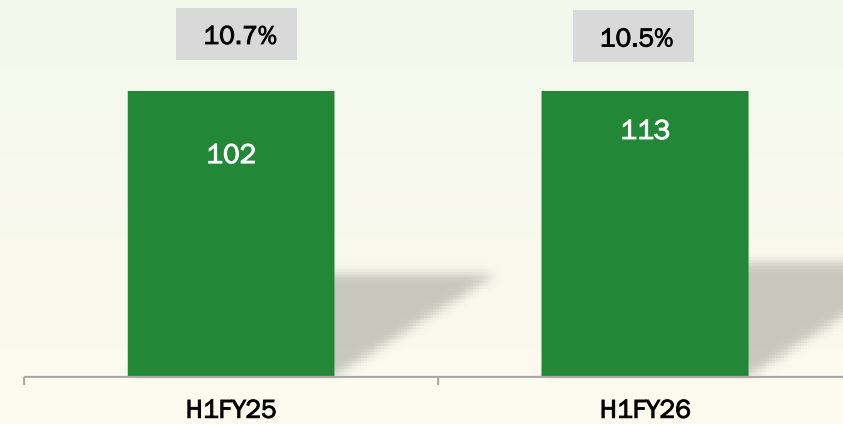
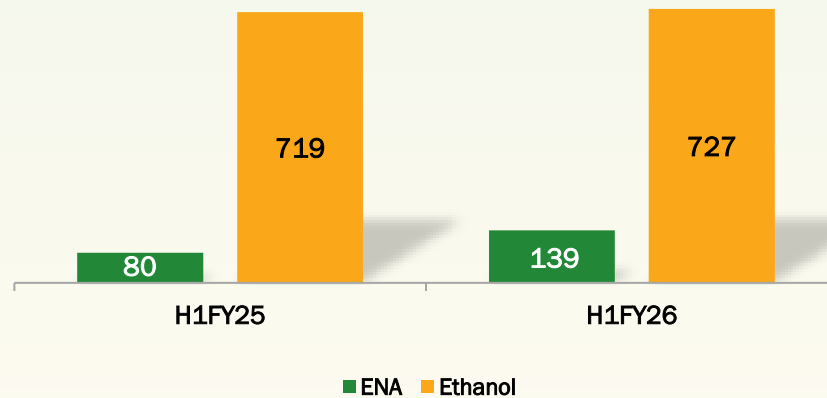
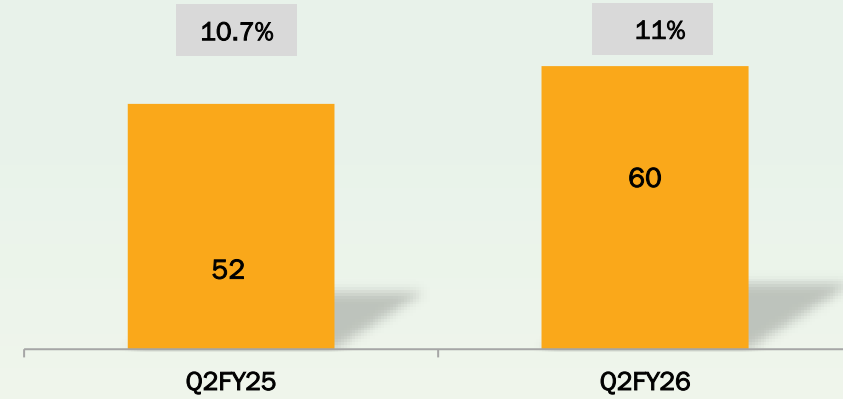




Revenue (Rs Cr)



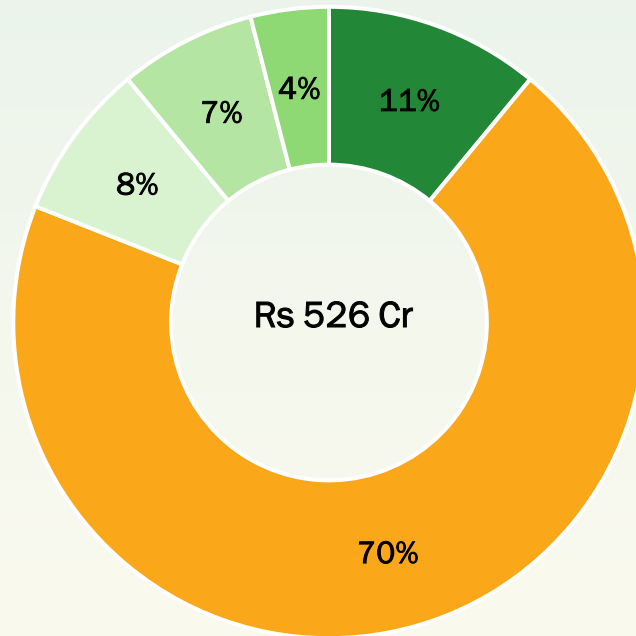
EBITDA (Rs Cr) & EBITDA Margin %





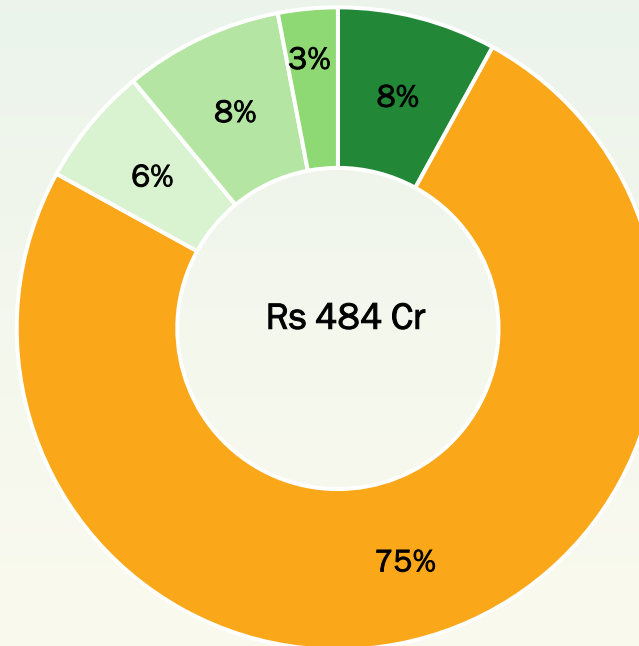
# Quarterly Distillery Segment Revenue Break Up

Q1FY26



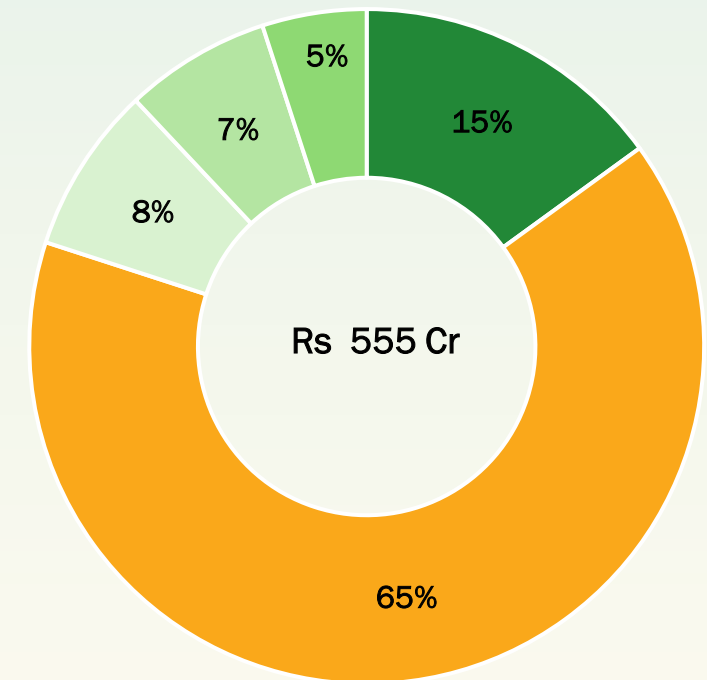
■ ENA ■ Ethanol ■ DDGS ■ PML ■ Others

Q2FY25



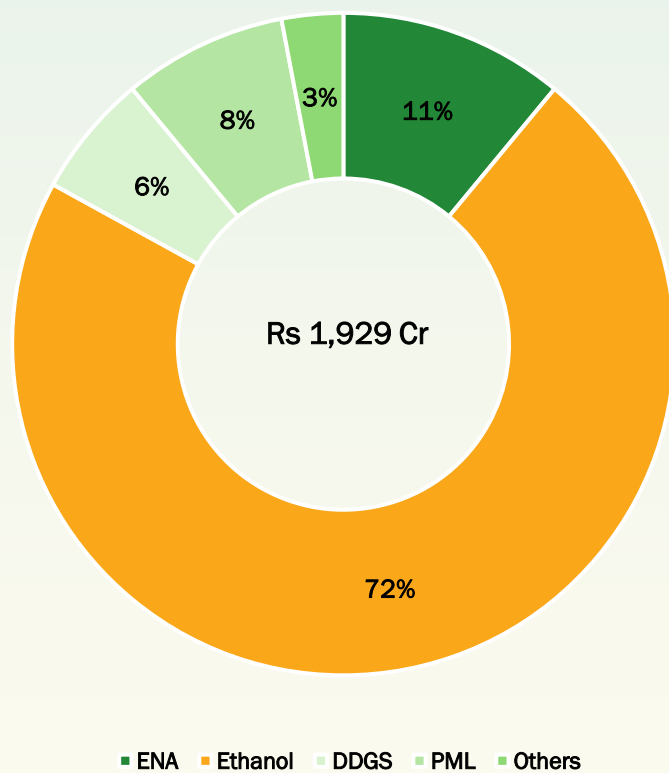
■ ENA ■ Ethanol ■ DDGS ■ PML ■ Others

Q2FY26

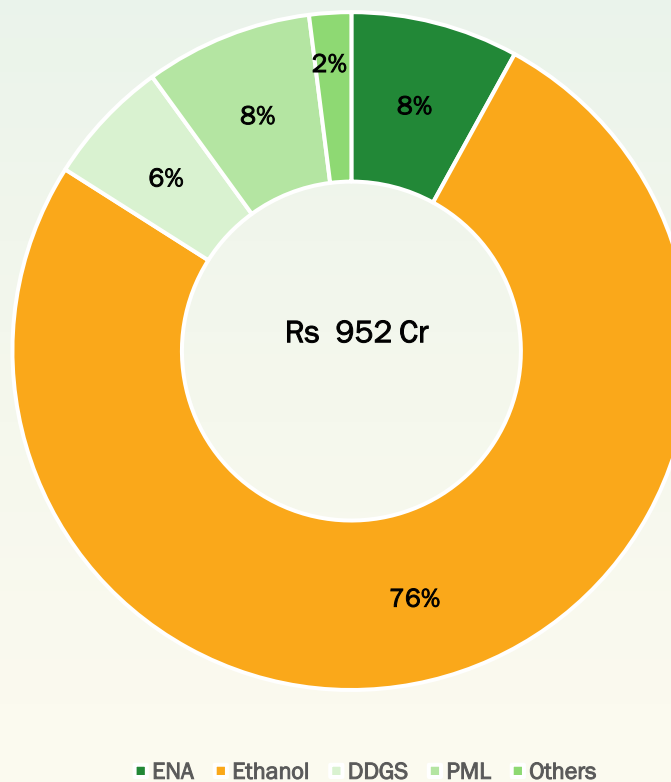


■ ENA ■ Ethanol ■ DDGS ■ PML ■ Others

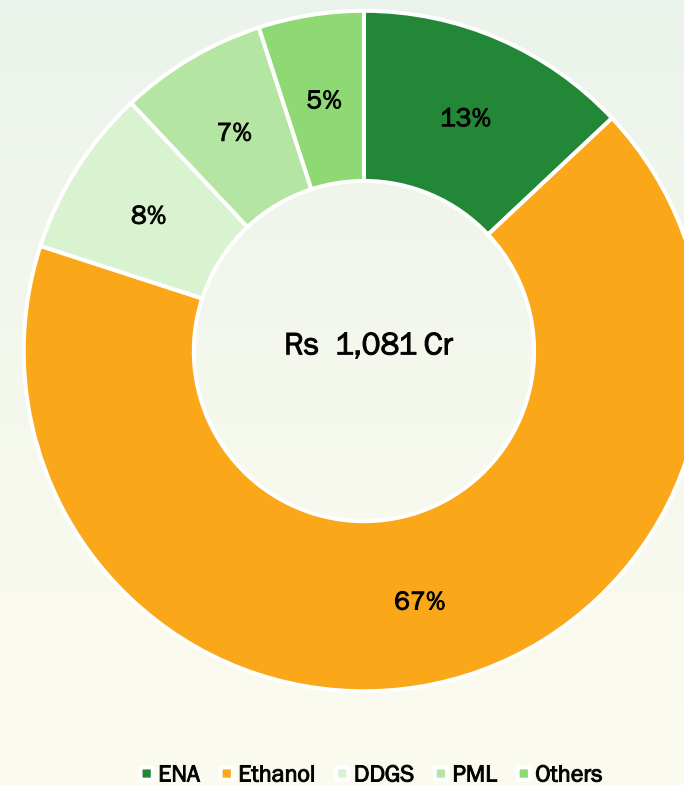
FY25



H1FY25

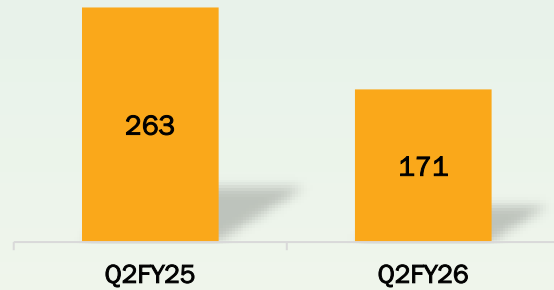


H1FY26

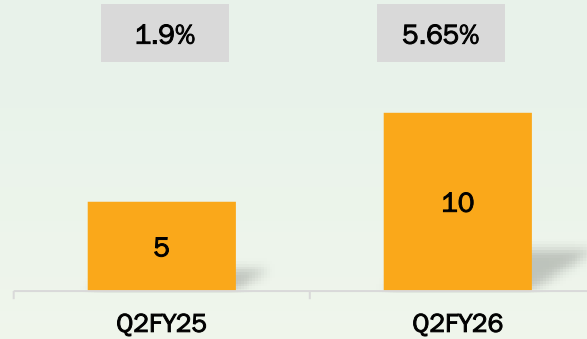




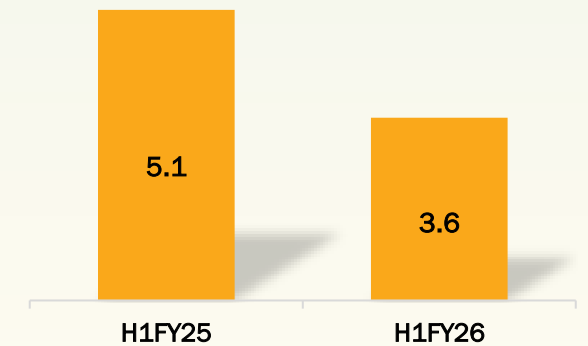
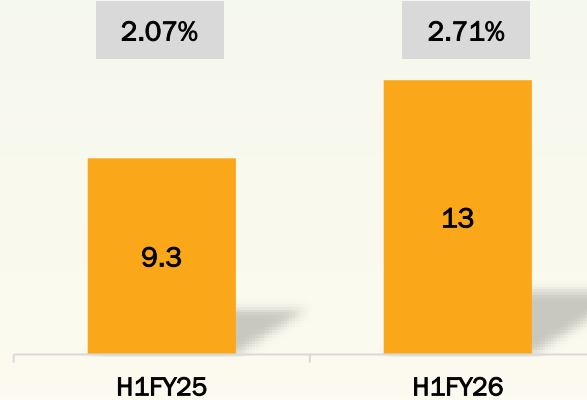
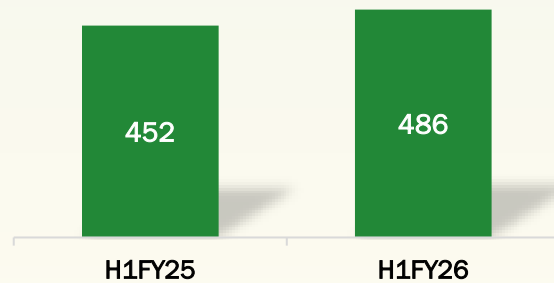
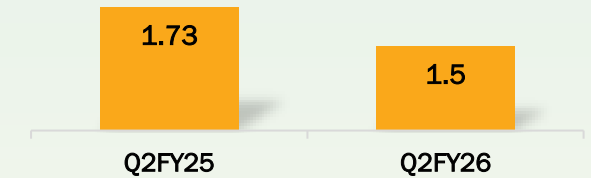
Refinery Revenue (Rs Cr)



Refinery EBITDA (Rs Cr) & EBITDA Margin %



Real Estate Revenue (Rs Cr)





# Annexure - November 2025





**1976 :**

Commenced operations with a solvent extraction plant for rice bran oil extraction.

**1977 :**

Initiated oil production.

**1980 :**

Began the production of rice bran hard oil.

1976-1980

1981-1985

**1982 :**

Initiated a vegetable oil refinery project, focusing on refining and packing edible oils like mustard oil, soya bean oil, and cottonseed oil.

**1984 :**

Established a Rice Mill. Increased solvent extraction plant capacity from 40 MT PPD to 300 MT PPD.

**1988 :**

Installed and commissioned an oil crushing unit.

**1990 :**

Commenced the production of Vanaspati by setting up a 100 MT Vanaspati Plant.

1986-1990

1991-1995

**1993 :**

Expansion plan initiated for doubling the capacity of its Edible Oil, Rice and Processing Unit at Bathinda.

**1997 :**

Overall capacity across all product categories was almost doubled.

1996-2000

2001-2005

**2005 :**

Entered the real estate sector with the launch of Ganpati Enclave, an integrated Township.

**2005 :**

Introduced DD Mittal Towers, targeting the affordable housing segment in Bathinda.

**2007 :**

Expanded into the distillery business.

**2010 :**

Installed a new grain-based distillery-ethanol unit with a daily capacity of 100,000 litres (KLPD) and established a 5.0 MW co-generation power plant.

2006-2010

2011-2015

**Bottling Plant :**

Established in Bathinda. Capacity +100 KLPD Distillery expansion.

**Power Self - Sufficiency :**

5.0 MW co-gen power plant.

**Capacity Doubled :**

BCL Distillery - Ethanol Unit increased capacity from 100 KLPD to 200 KLPD. 50% of BCL Bathinda distillery converted to ethanol production, supplying Oil Marketing Companies since December 2018.

2016-2020

2021-2025

**2021 :**

New 200 KLPD Distillery Power Plant, Kharagpur, West Bengal.

**2022 :** Commissioned 200 KLPD Plant, Kharagpur, for ENA & Ethanol.

**2023 :**

Expanding Bathinda distillery to 400 KLPD + 12,000 MTPA Rice Straw Power Plant.

2026


**2026 :**

Excited Edible oil business & commission of bio-diesel Plant



**Major Gen. Parampal Singh Bal (Retd.)**  
*Chairman & Independent Director*

An independent Director since 2021. He holds an M.Phil. in Public Administration and brings 35 years in the Indian Army, including UN logistics experience. His corporate expertise strengthens leadership and management development within the Company.




**Mr. Rajinder Mittal**  
*Managing Director*

A respected Punjab industrialist and philanthropist, has led BCL Industries Ltd to excel in grain-based ethanol and soon biodiesel. With deep agrarian expertise, he has driven innovations in agriculture-based industries and supports social development through BCL's CSR initiatives focused on farmer welfare.



**Mr. Kushal Mittal**  
*Joint Managing Director*

As Jt. Managing Director, Mr. Kushal Mittal is leading transformational growth, enhancing manufacturing and positioning the Company for future success. With strong industry insight, he is spearheading new ventures, including the biodiesel plant, driving strategic expansion.



**Mr. Sat Narain Goyal**  
*Whole Time Director*

Whole Time Director has been with the Company since 1981, beginning as an Accounts Manager. With over four decades of experience, he enhances efficiency in Accounts, Audit, Taxation, and Finance while strengthening stakeholder relationships.



**Mr. Kahan Singh Pannu**  
*Independent Director*

Holds a B.Sc. and M.Sc. in Agriculture from PAU Ludhiana, he became an IAS officer in 2005, serving as DC of Amritsar and Secretary of Agriculture, where he reduced crop residue fires by 50% in 2017. After retiring in 2020, he advised the National Highways Authority of India on expressways. As a practicing farmer, he emphasizes sustainable agricultural practices and conservation.



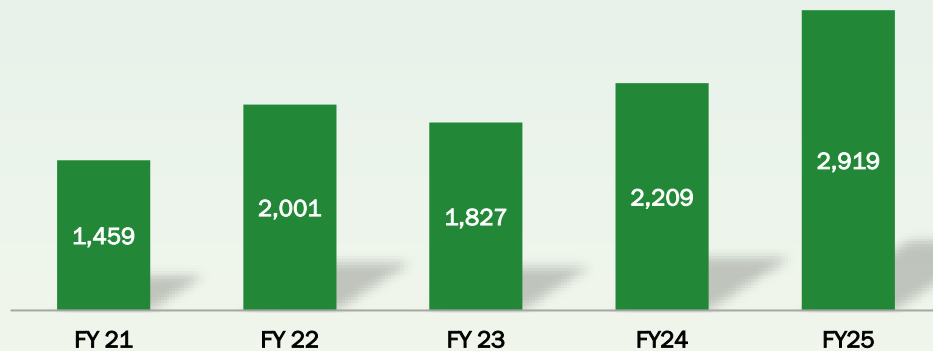
**Mrs. Neerja Jain**  
*Independent Woman Director*

An independent Women Director at the Company since 2019, holds an M.Sc. in IT, B.Com, MBA, and B.Ed, with nearly 15 years of experience in finance, administration, IT, teaching, and HR management. Her expertise aids the Company in women's issues and shapes policies for financial inclusion in the female workforce.

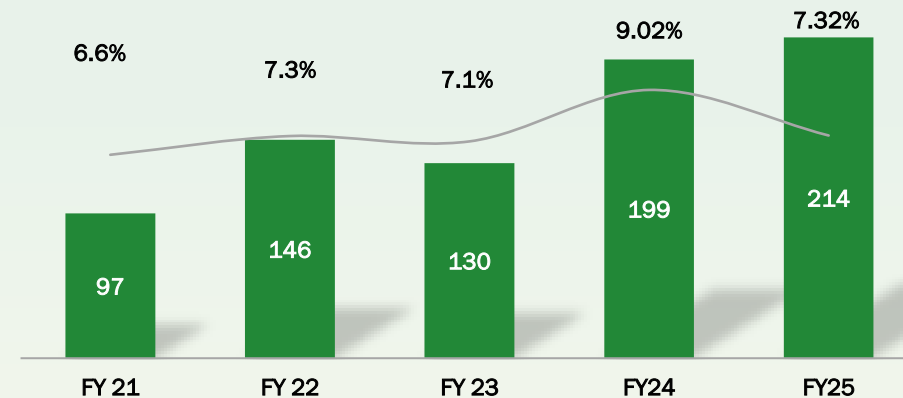


# Consolidated Financial Highlights

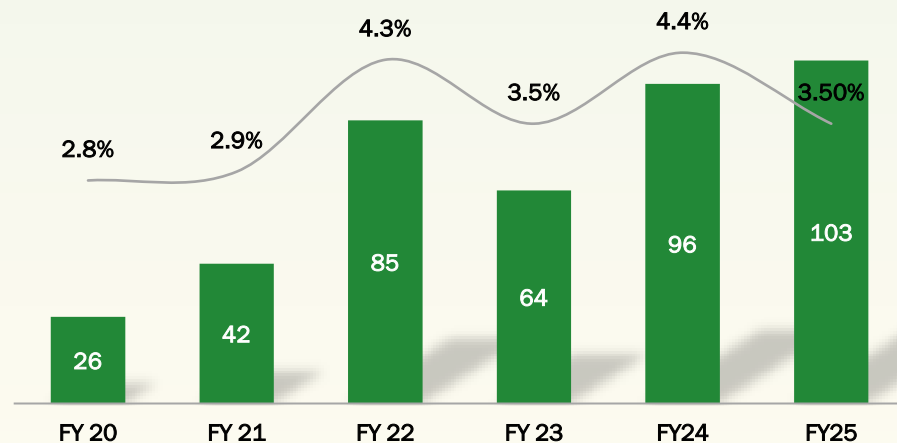
Total Revenue (Rs Cr)



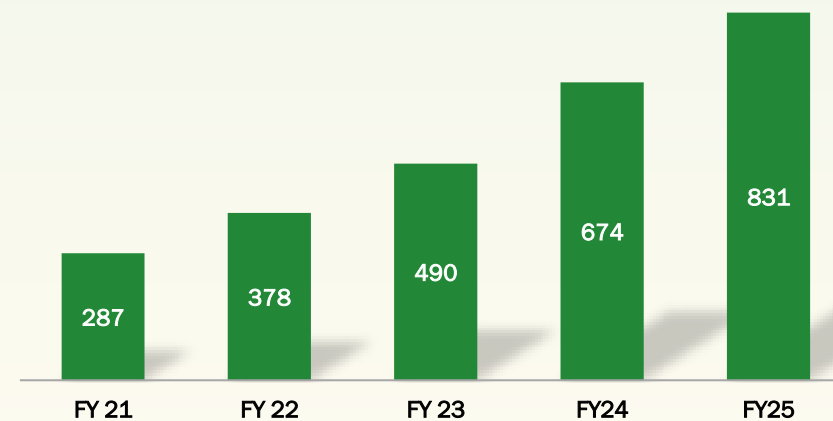
EBITDA (Rs Cr) & EBITDA Margin %



Profit After Tax (Rs Cr) & PAT Margin %



Shareholder's Equity (Rs Cr)



Particulars (Rs Cr)	FY23	FY24	FY25
Revenue from Operations	1,820	2,201	2,910
Other Income	7	8	9
<b>Total Revenue</b>	<b>1,827</b>	<b>2,209</b>	<b>2,919</b>
Total Expenses	1,696	2,009	2,705
<b>EBITDA</b>	<b>130</b>	<b>199</b>	<b>214</b>
<b>EBITDA Margin %</b>	<b>7.1%</b>	<b>9.02%</b>	<b>7.3%</b>
Depreciation	25	36	46
Finance Cost	20	33	31
<b>Profit Before Exceptional Item and Tax</b>	<b>85</b>	<b>130</b>	<b>137</b>
Exceptional Items	0	(1)	
<b>Profit Before Tax</b>	<b>85</b>	<b>130</b>	<b>137</b>
Tax	21	34	34
<b>Profit After Tax</b>	<b>64</b>	<b>96</b>	<b>103</b>
<b>PAT Margins (%)</b>	<b>3.5%</b>	<b>4.4%</b>	<b>3.5%</b>
Other Comprehensive Income	1.3	2.6	0.7
<b>Total Comprehensive Income</b>	<b>66</b>	<b>99</b>	<b>104</b>
<b>Diluted EPS (Rs/ Share) (Post Split)</b>	<b>2.66</b>	<b>3.43</b>	<b>3.26</b>
<b>Diluted EPS (Rs/.Share)(Pre Split)</b>	<b>26.59</b>	<b>-</b>	<b>-</b>



# Consolidated Historical Balance Sheet

Particulars (Rs Cr)	FY23	FY24	FY25
<b>Assets</b>			
<b>Non-Current Assets</b>			
Plant Property and Equipment	316.0	617.8	609.9
CWIP	212.4	12.7	109.9
Right to use assets	0.0	1.0	1.0
Investment Property	22.4	21.4	20.4
Intangible Assets	0.4	0.3	2.6
Intangible Assets under development	0.1	0.2	0.0
<b>Financial Assets</b>			
i) Investments	6.9	9.8	10.8
ii)Other Financial Assets	0.6	4.6	21.3
Other Non-Current Assets	21.4	3.9	10.3
<b>Total Non Current Assets</b>	<b>580.1</b>	<b>671.8</b>	<b>786.1</b>
<b>Current Assets</b>			
Inventories	320.5	384.8	444.6
Financial Assets	0.0	0.0	0.0
i)Investment	0.1	0.0	0.0
ii)Trade Receivables	93.1	121.7	131.7
iii)Cash and Bank Balances	7.6	5.7	27.7
ii)Other Financial Assets	3.6	15.8	17.3
Other Current Assets	90.4	100.8	147.2
Assets classified as Held for sale			
<b>Total Current Assets</b>	<b>515.4</b>	<b>628.9</b>	<b>768.6</b>
<b>Total Assets</b>	<b>1,095.5</b>	<b>1,300.7</b>	<b>1,554.7</b>

Particulars (Rs Cr)	FY23	FY24	FY25
<b>Equity and Liabilities</b>			
<b>Equity</b>			
Share Capital	24.2	27.2	29.5
Other Equity	456.3	624.4	772.1
Non Controlling Interest	9.8	21.9	29.8
<b>Total Equity</b>	<b>490.3</b>	<b>673.5</b>	<b>831.4</b>
<b>Non-Current Liabilities</b>			
Financial Liabilities			
i) Borrowings	229.0	249.7	259.1
ii)Lease Liabilities	0.0	1.0	1.0
iii)Other Financial Liabilities	3.6	4.3	3.4
iv) Provisions	2.7	2.9	3.5
Deferred Tax Liabilities	8.6	21.6	31
<b>Total Non-Current Liabilities</b>	<b>243.9</b>	<b>279.4</b>	<b>298.0</b>
<b>Current Liabilities</b>			
Financial Liabilities			
i)Borrowings	208.6	226.3	276.1
ii)Lease Liabilities	0.0	0.1	0.0
iii)Trade Payables	123.9	95.5	129.5
iii)Other Financial Liabilities	7.3	15.4	6.8
Other Current Liabilities	12.3	7.3	7.1
Provisions	0.7	0.9	1.2
Current Tax Liabilities	8.5	2.3	4.5
<b>Total Current Liabilities</b>	<b>361.3</b>	<b>347.7</b>	<b>425.4</b>
<b>Total Liabilities</b>	<b>605.2</b>	<b>627.2</b>	<b>723.3</b>
<b>Total Equity and Liabilities</b>	<b>1,095.5</b>	<b>1,300.7</b>	<b>1,554.7</b>



# Consolidated Cash Flow Statement

Particulars (Rs Cr)	FY23	FY24	FY25
<b>Operating cash flow</b>			
Profit Before Tax	85	130	137
Interest Expense	20	33	31
Interest / Dividend Income	0	0	0
Depreciation	25	36	46
Other non cash items	(6)	(6)	(7)
<b>Change in Working Capital</b>			
Change in Inventory	(125)	(64)	(60)
Change in Receivables	2	(42)	(33)
Change in Payables and Other Liabilities	48	(25)	25
Change in Others	2	7	(53)
Tax Paid	(22)	(29)	(22)
<b>Operating cash flow</b>	<b>29</b>	<b>39</b>	<b>63</b>
<b>Investing cash flow</b>			
Capex	(256)	(137)	(134)
Investment income	0	0	0
Other investing cash flow	6	6	5
Net Investment	0	0	0
<b>Investing cash flow</b>	<b>(250)</b>	<b>(131)</b>	<b>(129)</b>
<b>Financing cash flow</b>			
Proceeds from Convertible Preference Warrant into Equity Shares	49	83	62
Debt Issuance / Redemption	0	0	0
Other Financing activities	0	6	0
Dividends Paid	(3)	(5)	(7)
Interest paid	(18)	(31)	(30)
(Repayment) / Proceeds from Borrowing	177	38	59
<b>Financing cash flow</b>	<b>206</b>	<b>92</b>	<b>83</b>
<b>Total cash flow</b>	<b>(16)</b>	<b>0.39</b>	<b>17.41</b>
Beginning Cash Balance	18	1.7	2
<b>Closing Cash Balance</b>	<b>1.8</b>	<b>2.1</b>	<b>20</b>



# THANK YOU



*Together we go Beyond*



## Company Contact

**Ajeet Kumar Thakur**

(Company Secretary)

[cs\\_bcl@mittalgroup.co.in](mailto:cs_bcl@mittalgroup.co.in)

M : +91 8427779357

Hazi Rattan Link Road, Bathinda-151005, Punjab, India

## Investor Relations Contact

**Priya Sen**

Go India Advisors

[priya@GoIndiaAdvisors.com](mailto:priya@GoIndiaAdvisors.com)

M : +91 8334841047

**Riddhi Shah**

Go India Advisors

[riddhi@GoIndiaAdvisors.com](mailto:riddhi@GoIndiaAdvisors.com)

M : +91 7303699539

